




BiKu MODULE

NEW GENERATION BIFACIAL MODULE
FRONT POWER RANGE: 290W ~ 305W
ADDITIONAL BACK POWER OUTPUT UP TO 30%
CS3K-290 | 295 | 300 | 305PB-FG



* Both 5BB and MBB modules will be supplied.

MORE POWER



Up to 30% more energy yield due to back side power generation



Low NMOT: 42 ± 3 °C
Low temperature coefficient (Pmax):
-0.37 % / °C



Innovative module design,
Better shading tolerance

MORE RELIABLE



Lower internal current,
lower hot spot temperature



Minimizes micro-cracks
and prevents snail trails



Fire Class A and Type 3 / Type 13



Heavy snow load up to 5400 Pa,
wind load up to 2400 Pa *



power output warranty



**product warranty on materials
and workmanship**

MANAGEMENT SYSTEM CERTIFICATES*

ISO 9001:2008 / Quality management system

ISO 14001:2004 / Standards for environmental management system

OHSAS 18001:2007 / International standards for occupational health & safety

PRODUCT CERTIFICATES*

IEC 61215 / IEC 61730: VDE / CE

UL 1703: CSA



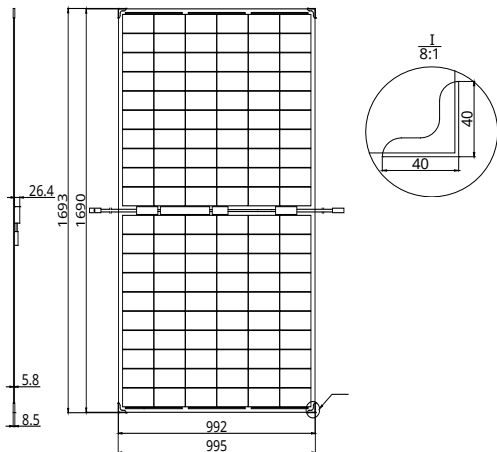
* If you need specific product certificates, and if module installations are to deviate from our guidance specified in our installation manual, please contact your local Canadian Solar sales and technical representatives.

CANADIAN SOLAR INC. is committed to providing high quality solar products, solar system solutions and services to customers around the world. As a leading PV project developer and manufacturer of solar modules with about 30 GW deployed around the world since 2001, Canadian Solar Inc. is one of the most bankable solar companies worldwide.

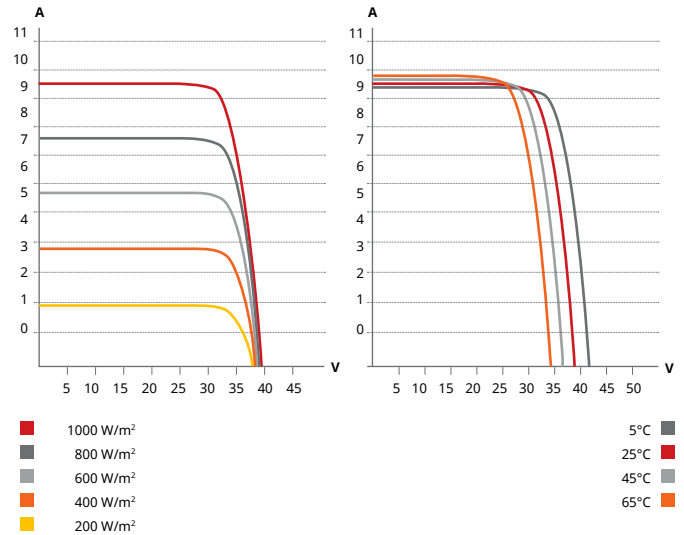
* For detailed information, please refer to Installation Manual.

ENGINEERING DRAWING (mm)

Rear View



CS3K-290PB-FG / I-V CURVES



ELECTRICAL DATA | STC*

	Nominal Max. Power (Pmax)	Opt. Operating Voltage (Vmp)	Opt. Operating Current (Imp)	Open Circuit Voltage (Voc)	Short Circuit Current (Isc)	Module Efficiency
CS3K-290PB-FG	290 W	32.3 V	8.98 A	38.9 V	9.49 A	17.30%
	5% 305 W	32.3 V	9.43 A	38.9 V	9.96 A	18.19%
Bifacial Gain**	10% 319 W	32.3 V	9.88 A	38.9 V	10.44 A	19.03%
	20% 348 W	32.3 V	10.78 A	38.9 V	11.39 A	20.76%
	30% 377 W	32.3 V	11.67 A	38.9 V	12.34 A	22.49%
CS3K-295PB-FG	295 W	32.5 V	9.08 A	39.1 V	9.57 A	17.60%
	5% 310 W	32.5 V	9.53 A	39.1 V	10.05 A	18.49%
Bifacial Gain**	10% 325 W	32.5 V	9.99 A	39.1 V	10.53 A	19.39%
	20% 354 W	32.5 V	10.9 A	39.1 V	11.48 A	21.12%
	30% 384 W	32.5 V	11.8 A	39.1 V	12.44 A	22.91%
CS3K-300PB-FG	300 W	32.7 V	9.18 A	39.3 V	9.65 A	17.89%
	5% 315 W	32.7 V	9.64 A	39.3 V	10.13 A	18.79%
Bifacial Gain**	10% 330 W	32.7 V	10.1 A	39.3 V	10.62 A	19.68%
	20% 360 W	32.7 V	11.02 A	39.3 V	11.58 A	21.47%
	30% 390 W	32.7 V	11.93 A	39.3 V	12.55 A	23.26%
CS3K-305PB-FG	305 W	32.9 V	9.28 A	39.5 V	9.73 A	18.19%
	5% 320 W	32.9 V	9.74 A	39.5 V	10.22 A	19.09%
Bifacial Gain**	10% 336 W	32.9 V	10.21 A	39.5 V	10.7 A	20.04%
	20% 366 W	32.9 V	11.14 A	39.5 V	11.68 A	21.83%
	30% 397 W	32.9 V	12.06 A	39.5 V	12.65 A	23.68%

* Under Standard Test Conditions (STC) of irradiance of 1000 W/m², spectrum AM 1.5 and cell temperature of 25°C.

** Bifacial Gain: The additional gain from the back side compared to the power of the front side at the standard test condition. It depends on mounting (structure, height, tilt angle etc.) and albedo of the ground.

ELECTRICAL DATA

Operating Temperature	-40°C ~ +85°C
Max. System Voltage	1500 V (IEC) or 1000 V (IEC/UL)
Module Fire Performance	TYPE 3 / Type 13 (UL 1703) or CLASS A (IEC61730)
Max. Series Fuse Rating	20 A
Application Classification	Class A
Power Tolerance	0 ~ + 5 W
Power Bifaciality*	70 %

* Power Bifaciality = $P_{max_{rear}} / P_{max_{front}}$, both $P_{max_{rear}}$ and $P_{max_{front}}$ are tested under STC, Bifaciality Tolerance: $\pm 5 \%$

* The specifications and key features contained in this datasheet may deviate slightly from our actual products due to the on-going innovation and product enhancement. Canadian Solar Inc. reserves the right to make necessary adjustment to the information described herein at any time without further notice.

ELECTRICAL DATA | NMOT*

	Nominal Max. Power (Pmax)	Opt. Operating Voltage (Vmp)	Opt. Operating Current (Imp)	Open Circuit Voltage (Voc)	Short Circuit Current (Isc)
CS3K-290PB-FG	216 W	29.8 V	7.22 A	36.5 V	7.66 A
CS3K-295PB-FG	219 W	30.0 V	7.30 A	36.7 V	7.72 A
CS3K-300PB-FG	223 W	30.2 V	7.38 A	36.8 V	7.78 A
CS3K-305PB-FG	227 W	30.4 V	7.46 A	37.0 V	7.85 A

* Under Nominal Module Operating Temperature (NMOT), irradiance of 800 W/m², spectrum AM 1.5, ambient temperature 20°C, wind speed 1 m/s.

MECHANICAL DATA

Specification	Data
Cell Type	Poly-crystalline
Cell Arrangement	120 [2 x (10 x 6)]
Dimensions	1690 x 992 x 5.8 mm (66.5 x 39.1 x 0.23 in) without J-Box and corner protector
(Incl. corner protector)	1693 x 995 x 8.5 mm (66.7 x 39.2 x 0.33 in) without J-Box
Weight	24.3 kg (53.6 lbs)
Front / Back Glass	2.5 mm heat strengthened glass
Frame	Frameless
J-Box	IP68, 3 diodes
Cable	4.0 mm ² (IEC), 12 AWG (UL)
Cable Length (Including Connector)	Portrait: 400 mm (15.7 in) (+) / 200 mm (7.9 in) (-), landscape: 1160 mm (45.7 in)*
Connector	T4 series
Per Pallet	33 pieces
Per Container (40' HQ)	858 pieces

* For detailed information, please contact your local Canadian Solar sales and technical representatives.

TEMPERATURE CHARACTERISTICS

Specification	Data
Temperature Coefficient (Pmax)	-0.37 % / °C
Temperature Coefficient (Voc)	-0.29 % / °C
Temperature Coefficient (Isc)	0.05 % / °C
Nominal Module Operating Temperature	42 ± 3°C

PARTNER SECTION



CANADIAN SOLAR INC.

545 Speedvale Avenue West, Guelph, Ontario N1K 1E6, Canada, www.canadiansolar.com, support@canadiansolar.com

July, 2018. All rights reserved, PV Module Product Datasheet V5.571_EN